

# BAYUGAN WATER DISTRICT

Bayugan City

## SUMMARY REPORT ON RANKING OF DELIVERY UNITS and ITS INDIVIDUAL EMPLOYEES

For the rating period of January - December 2017

Delivery Unit/s	Rating	
	Numerical	Performance Category
Office of the General Manager	4.106	Best Delivery Unit (10%)
Commercial Services Division	4.093	Better Delivery Unit (25%)
Operations & Engineering Division	4.088	Good Delivery Units (65%)
Adm/Finance Division	4.030	

RANKING OF DELIVERY UNITS WITH ITS INDIVIDUAL EMPLOYEES	Numerical	Performance Category
Office of the General Manager		
GILMARIE B. DE CLARO	4.106	Best Performer (65% of BS)

Commercial Services Division		
HERMA-LISA A. GALLERON	4.168	Better Performer (57.5% of BS)
ARNOLD L. MADULA	4.089	Better Performer (57.5% of BS)
EZRAH LLOYD A. ESPINOSA	4.015	Better Performer (57.5% of BS)
NERISSA P. SULIT	4.009	Better Performer (57.5% of BS)

Operations & Engineering Division		
MARLON B. MALONES	4.102	Good Performer (50% of BS)
ENGR. ISIDRO T. CABANDAY, JR	4.091	Good Performer (50% of BS)
MARCELO T. BUDLONG	4.084	Good Performer (50% of BS)
GIOVANNI P. de GUZMAN	4.064	Good Performer (50% of BS)

Adm/Finance Division		
ROBELYN T. LADARAN	4.112	Good Performer (50% of BS)
LUCITA D. TABOR	4.093	Good Performer (50% of BS)
MARIA LUZ G. CAOILE	4.084	Good Performer (50% of BS)
MARA A. PEREZ	4.080	Good Performer (50% of BS)
RHODERICK C. BOLODO	4.065	Good Performer (50% of BS)
JULIENE V. GODOY	3.828	Good Performer (50% of BS)


Reported by:



LUCITA D. TABOR

Administration Services Assistant B

NOTED:



FELIPA M. ASIS, MPA  
General Manager

# BAYUGAN WATER DISTRICT

Bayugan City

## SUMMARY LIST OF INDIVIDUAL PERFORMANCE RATINGS

For the rating period of January - December 2017

Office of the General Manager	Rating Per Semester		Average Rating	
	Jan-June 2017	July-Dec. 2017	Numerical	Adjectival
GILMARIE B. DE CLARO	4.036	4.176	4.106	Very Satisfactory

Commercial Services Division	Rating Per Semester		Rating	
	Jan-June 2017	July-Dec. 2017	Numerical	Adjectival
HERMA-LISA A. GALLERON	4.129	4.206	4.168	Very Satisfactory
ARNOLD L. MADULA	4.166	4.012	4.089	Very Satisfactory
EZRAH LLOYD A. ESPINOSA	4.022	4.007	4.015	Very Satisfactory
NERISSA P. SULIT	4.011	4.006	4.009	Very Satisfactory
RHODERICK C. BOLODO	4.191	4.171	4.181	Very Satisfactory
Rating of the Division	4.104	4.080	4.092	Very Satisfactory

Operations & Engineering Division	Rating Per Semester		Rating	
	Jan-June 2017	July-Dec. 2017	Numerical	Adjectival
MARLON B. MALONES	4.049	4.155	4.102	Very Satisfactory
ENGR. ISIDRO T. CABANDAY, JR	4.077	4.105	4.091	Very Satisfactory
MARCELO T. BUDLONG	4.037	4.131	4.084	Very Satisfactory
GIOVANNI P. de GUZMAN	4.044	4.083	4.064	Very Satisfactory
Rating of the Division	4.052	4.119	4.085	Very Satisfactory

Adm/Finance Division	Rating Per Semester		Rating	
	Jan-June 2017	July-Dec. 2017	Numerical	Adjectival
ROBELYN T. LADARAN	4.059	4.164	4.112	Very Satisfactory
LUCITA D. TABOR	4.014	4.172	4.093	Very Satisfactory
MARIA LUZ G. CAOILE	4.100	4.068	4.084	Very Satisfactory
MARA A. PEREZ	4.018	4.142	4.080	Very Satisfactory
RHODERICK C. BOLODO	3.921	3.977	3.949	Satisfactory
JULIENE V. GODOY	3.899	3.757	3.828	Satisfactory
Rating of the Division	4.002	4.047	4.024	Very Satisfactory


Reported by:



LUCITA D. TABOR

Administration Services Assistant B

NOTED:



FELIPA M. ASIS, MPA  
General Manager



**BAYUGAN WATER DISTRICT**  
Bayugan City

**REPORT ON RANKING OF DIVISION**

		Details for Head of Agency			
Name	Salary Grade	Months in service in 2016	Amount of PBB		
FELIPA M. ASIS	26-3	12	52,735.80		
Ranking	Name of Division	Rate of accomplishment of Targets (in %)	List of employees Name of employee Salary Grade	Months in service in 2017	Amount of PBB
2.1 Best (10%)	Office of the General Manager	4.106	GILMARIE B. DE CLARO 6-1 <b>TOTAL BEST</b>	12	9,003.15 <b>9,003.15</b>
2.2 Better (25%)	Commercial Services Division	4.092	HERMA-LISA A. GALLERON 10-3 ARNOLD L. MADULA 22-4 EZRAH LLOYD A. ESPINOSA 6-1 NERISSA P. SULIT 4-4 <b>TOTAL BETTER</b>	12 12 12 12	10,667.98 31,610.63 7,964.33 7,176.00 <b>57,418.94</b>
2.3 Good (65%)	Operations & Engineering Division	4.085	MARLON B. MALONES 5-3 ISIDRO T. CABANDAY, JR 22-4 MARCELO T. BUDLONG 5-3 GIOVANNI P. de GUZMAN 5-4	12 12 12 12	6,603.00 27,487.50 6,603.00 6,661.00
	Adm/Finance Division	4.024	ROBELYN T. LADARAN 22-2 LUCITA D. TABOR 10-2 MARIA LUZ G. CAOILE 3-3 MARA A. PEREZ 8-1 RHODERICK C. BOLODO 8-3 JULIENE V. GODOY 8-3 <b>TOTAL GOOD</b>	12 12 12 12 12 12	26,751.50 9,192.50 5,794.50 7,909.00 8,060.50 8,060.50 <b>113,123.00</b>


Ranking	Name of Division	Rate of accomplishment of Targets (in %)	List of employees			Amount of PBB
			Name of employee	Salary Grade	Months in service in 2017	
2.4 Did not meet Targets (No PBB)	NONE					
2.5 Did not submit SALN	NONE		TOTAL POOR			-
2.6 Did not liquidate Cash Advance within reglementary period	NONE		TOTAL			-
2.7 Did not submit SPMS Forms	NONE		TOTAL			-
			TOTAL			-

Reported by:



**LUCITA D. TABOR**  
Administration Services Assistant B

APPROVED:




**FELIPA M. ASIS, MPA**  
General Manager

**REPORT ON RANKING OF DIVISION**

Agency : **BAYUGAN WATER DISTRICT**

<b>1.0 Summary of Information Required</b>	
1.1 Total No. of Divisions/Office	4
1.2 Total No. of Divisions that achieved their performance targets	4
1.3 Total No. of Filled Positions as of November 30, 2017	16
1.4 Total No. Of Officials and Employees Entitled to PBB	21
1.5 Total Amount Required for Payment of PBB	232,280.89

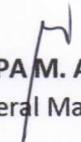
Reported by:



**LUCITA D. TABOR**

Administration Services Assistant B

APPROVED:



**FELIPA M. ASIS, MPA**  
General Manager